

SILESTONE[®]

by COSENTINO



3/4" EDGES



T20



V20



B20



E20



A20



F20




B+B20

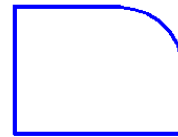
1 1/4" EDGES



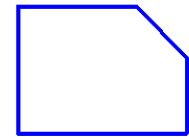
T30



V30



A30



E30

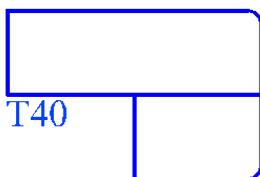


FZ30

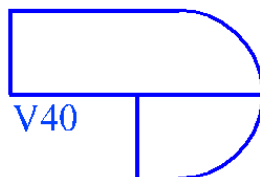


B+B30

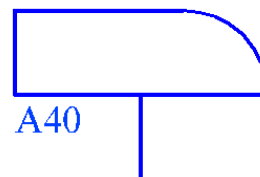
3/4" MATERIAL WITH 1 1/2" EDGE



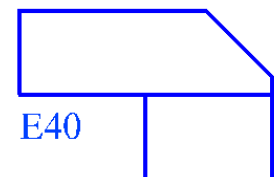
T40



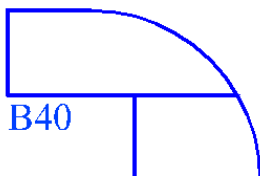
V40



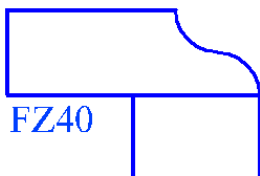
A40



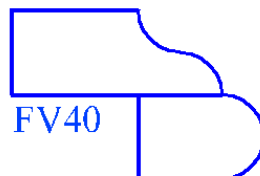
E40



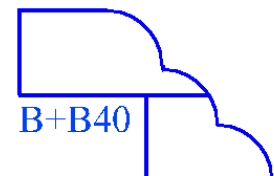
B40



FZ40



FV40



B+B40